



Beautiful on the outside. Smart on the inside<sup>®</sup>  
[schrock.com](http://schrock.com)



 **FourEver**<sup>™</sup>  
QUALITY ASSURANCE

BEAUTY. FUNCTION. STRENGTH. PERFORMANCE.



04	Baths
18	Smart Solutions™
20	Door Styles
30	Finishes
33	Hardware
34	Construction

Whether your style is light and airy or deep and dramatic, the timeless appeal of our innovative cabinet offering enables your home to be a thoughtful extension of your personality. Classically beautiful with an endless array of options, Schrock® has just the right details to transform your space into a unique and inspiring sanctuary.



[schrock.com](http://schrock.com)

# Banbury Maple Cloud



1. 5-Piece Drawer Front
2. Vanity Hamper





**Ainsley** Maple White *Featuring Slab Drawer Front Option*



- 1. Vanity Chrome Rollout Rack
- 2. Furniture Valance Toekick
- 3. Inverted Drawer

# Prestley

Maple Forest Floor



1. Wall Vanity Mirror Cabinet with Cut for Glass Doors and Installed Mirror
2. Wall Two Drawer Cabinet





## Pleasant Hill Cherry Cattail




1. Vanity Base Easy Reach
2. Vanity U-Shaped Rollouts
3. Vanity Sink Base SuperCabinet™ with Wastebasket

# Huxley Maple Black



1. Crown Moulding
2. Tapered Leg
3. X-Shaped Wine Storage



# moravia

PureStyle™ Laminate White



1. Vanity Sink Base SuperCabinet™ with Tilt Downs
2. Vanity Cosmetic Center Base





# Princeton

Maple Tidal Mist & Cherry Chocolate



1. Wine Storage Cabinet; Wall Open Cabinet
2. Desk Wastebasket
3. Lyndhurst Art Glass



# Smart Solutions™



4.



5.



8.



9.



10.

1. Linen Closet Cabinet with Chrome Rollout Racks
2. Vanity Sink Base Cabinet with Wastebasket
3. Linen Closet Cabinet
4. Vanity Cosmetic Center Base Cabinet
5. Vanity Sink Base SuperCabinet™

6. Two Drawer Base Cabinet with Roll Tray
7. Vanity Chrome Rollout Rack
8. Vanity Cosmetic Center Drawer Base Cabinet
9. Vanity Pullout Cabinet
10. Straight Tambour Cabinet

## MAPLE



**Ainsley •**  
full overlay



**Ainsley •**  
full overlay  
slab drawer front option



**Asbury •**  
full overlay



**Banbury**  
full overlay



**Brantley**  
full overlay



**Brinkman •**  
partial overlay



**Brinkman •**  
partial overlay  
raised drawer front option



**Brinkman Arch •**  
partial overlay



**Brookshire**  
partial overlay



**Carmin**  
full overlay



**Carmin**  
full overlay  
5-piece drawer front option



**Carmin Arch**  
full overlay



**Cortland •**  
full overlay



**Cortland •**  
full overlay  
5-piece drawer front option




**Cortland Arch •**  
full overlay


# MAPLE



**Denton**  
full overlay



**Denton**  
full overlay  
slab drawer front option



**Elston**  
full overlay



**Elston**  
full overlay  
5-piece drawer front option



**Fletcher**  
full overlay



**Galena •**  
full overlay



**Galena •**  
full overlay  
5-piece drawer front option



**Harmony •**  
partial overlay



**Harmony Arch •**  
partial overlay



**Hutton**  
full overlay



**Huxley**  
full overlay



**Huxley**  
full overlay  
5-piece drawer front option



**Morgan**  
full overlay



**Morgan**  
full overlay  
5-piece drawer front option



**Parker •**  
full overlay

## MAPLE



**Parker •**  
full overlay  
5-piece drawer front option



**Parker Arch •**  
full overlay



**Pleasant Hill ✧**  
full overlay



**Pleasant Hill ✧**  
full overlay  
slab drawer front option



**Prestley**  
full overlay




**Princeton**  
partial overlay



**Princeton Arch**  
partial overlay



**Seaton**  
full overlay



**Seaton**  
full overlay  
slab drawer front option



**Whittaker**  
full overlay



**Whittaker**  
full overlay  
5-piece drawer front option

# OAK



**Brinkman •**  
partial overlay



**Brinkman •**  
partial overlay  
raised drawer front option



**Brinkman Arch •**  
partial overlay



**Elston**  
full overlay



**Elston**  
full overlay  
5-piece drawer front option



**Gentry •**  
full overlay




**Gentry Arch •**  
full overlay




**Hampshire**  
partial overlay



**Hampshire Cathedral**  
partial overlay



**Huxley**  
full overlay



**Huxley**  
full overlay  
5-piece drawer front option



**Noble •**  
partial overlay



**Noble Cathedral •**  
partial overlay



**Stratford**  
partial overlay



**Stratford Cathedral**  
partial overlay

## ALDER



**Chantry •**  
full overlay



**Chantry •**  
full overlay  
5-piece drawer front option



**Elston**  
full overlay



**Elston**  
full overlay  
5-piece drawer front option



**Galena •**  
full overlay



**Galena •**  
full overlay  
5-piece drawer front option



**Harper •**  
partial overlay



**Huxley**  
full overlay



**Huxley**  
full overlay  
5-piece drawer front option



**Morgan**  
full overlay



**Morgan**  
full overlay  
5-piece drawer front option



**Pleasant Hill \***  
full overlay



**Pleasant Hill \***  
full overlay  
slab drawer front option

- ✱ Optional Solid Reverse Raised Center Panel Available
- Distressing Technique Available

## RUSTIC ALDER




**Chanley •**  
full overlay



**Chanley •**  
full overlay  
5-piece drawer front option




**Elston**  
full overlay



**Elston**  
full overlay  
5-piece drawer front option



**Harper •**  
partial overlay



**Huxley**  
full overlay



**Huxley**  
full overlay  
5-piece drawer front option



**Morgan**  
full overlay



**Morgan**  
full overlay  
5-piece drawer front option



**Pleasant Hill ✱**  
full overlay



**Pleasant Hill ✱**  
full overlay  
slab drawer front option

## CHERRY



**Asbury •**  
full overlay



**Banbury**  
full overlay



**Brantley**  
full overlay



**Brinkman •**  
partial overlay



**Brinkman •**  
partial overlay  
raised drawer front option



**Brinkman Arch •**  
partial overlay



**Carmin**  
full overlay



**Carmin**  
full overlay  
5-piece drawer front option



**Carmin Arch**  
full overlay



**Denton**  
full overlay



**Denton**  
full overlay  
slab drawer front option



**Elston**  
full overlay



**Elston**  
full overlay  
5-piece drawer front option



**Essence •**  
partial overlay



**Essence Arch •**  
partial overlay

## CHERRY



**Fletcher**  
full overlay



**Galena •**  
full overlay



**Galena •**  
full overlay  
5-piece drawer front option



**Hutton**  
full overlay



**Huxley**  
full overlay



**Huxley**  
full overlay  
5-piece drawer front option



**Morgan**  
full overlay



**Morgan**  
full overlay  
5-piece drawer front option



**Parker •**  
full overlay



**Parker •**  
full overlay  
5-piece drawer front option




**Parker Arch •**  
full overlay



**Pleasant Hill ✧**  
full overlay



**Pleasant Hill ✧**  
full overlay  
slab drawer front option



**Prestley**  
full overlay



**Princeton**  
partial overlay

## CHERRY



**Princeton Arch**  
partial overlay



**Seaton**  
full overlay



**Seaton**  
full overlay  
slab drawer front option



**Whittaker**  
full overlay



**Whittaker**  
full overlay  
5-piece drawer front option

## HICKORY



**Palmer •**  
partial overlay




**Palmer Cathedral •**  
partial overlay



**Pleasant Hill ✧**  
full overlay



**Pleasant Hill ✧**  
full overlay  
slab drawer front option



**Moravia**  
full overlay



**Moravia**  
full overlay  
5-piece drawer front option



**Reflection**  
full overlay

## SPECIALTY LAMINATE



**Aspen**  
full overlay

### ASPEN EDGE BANDING OPTIONS:



White



White with Metallic



**Derazi**  
full overlay

## ALUMINUM FRAME DOORS

Limited size availability. See your designer for details.



Aluminum Finish  
with Matching Panel



Aluminum Finish  
with Frost Glass




Brushed Stainless Finish  
with Matching Panel



Brushed Stainless Finish  
with Frost Glass



Oil Rubbed Bronze Finish  
with Frost Glass



White Powder Coat Finish  
with Frost Glass

# Finishes

- Not available on Prestley
- ♦ Heirloom available (except on Prestley Black)
- + Heirloom not available

## MAPLE

\* The door and/or drawer front center panel may be constructed of Medium Density Fiberboard (MDF), except when Storm finish, Brantley and Whittaker door styles, or when Distressing or Heirloom is specified.

### STANDARD FINISHES



Brierwood



Cattail



Chocolate



Cider



Cranberry



Havana



Henna



Natural



Sahara



Sangria \*



Thatch




Tundra



Wheat

### WOOD TONE GLAZES •



Black Forest



Coffee



Palomino




Whiskey Black


### OPAQUES \*




Cloud



Coconut



Dover



Pearl

### OPAQUE GLAZES \*



*Cloud with:* Amaretto Crème



Grey Stone



Toasted Almond



*Coconut with:* Amaretto Crème



Grey Stone



Toasted Almond



*Dover with:* Amaretto Crème



Grey Stone



Toasted Almond



*Pearl with:* Amaretto Crème




Grey Stone



Toasted Almond

### THE INSPIRED COLLECTION \*\*



Black



Forest Floor



Honeysuckle \*



Juniper Berry




Oasis •



Portobello • \*




Sand Dune \*



Storm



Tidal Mist •



White +

\* Sangria, Honeysuckle, Portobello & Sand Dune are being discontinued November 13, 2015.

- Not available on Prestley
- ♦ Heirloom available
- ▲ Available on Aspen
- Available on Derazi

## CHERRY

### STANDARD FINISHES



Brierwood



Cattail



Chocolate



Cider



Cinnamon



Cranberry



Havana



Henna




Light



Natural




Sahara



Sangria \*



Thatch




Tundra


### WOOD TONE GLAZES •



Black Forest



Coffee




Palomino



Whiskey Black

### THE INSPIRED COLLECTION ♦



Storm

## HICKORY

### STANDARD FINISHES



Brierwood



Cattail



Havana




Light




Natural



Sahara



Thatch



Tundra


### WOOD TONE GLAZES



Coffee

## PURESTYLE™

### STANDARD FINISH



White

## THERMOFOIL

### STANDARD FINISH



White

## SPECIALTY LAMINATE

### STANDARD FINISH



High Gloss White ▲



Obsidian ■

\* Sangria is being discontinued November 13, 2015.

# Finishes

## ALDER / RUSTIC ALDER

♦ Heirlooming available

### STANDARD FINISHES



Brierwood



Cattail



Chocolate



Cider



Cranberry



Havana



Natural



Sahara



Sangria \*




Tundra




Wheat

### WOOD TONE GLAZES



Black Forest



Coffee



Palomino



Whiskey Black


\* Sangria is being discontinued November 13, 2015.

## OAK

### STANDARD FINISHES




Brierwood



Cattail



Chocolate



Havana



Light




Natural



Sahara



Thatch



Tundra


### WOOD TONE GLAZES



Black Forest



Palomino



Whiskey Black

### THE INSPIRED COLLECTION ♦



Black

## HEIRLOOMING

Add character and depth to select finishes with over-sanding on edges and profiles for a naturally worn-to-the-wood appearance that says old world charm. Available in the following finishes: Black, Forest Floor, Honeysuckle, Juniper Berry, Oasis, Portobello, Sand Dune, Storm and Tidal Mist. See your designer for availability on trim pieces.

## DISTRESSING

Our distressing technique creates a finish with unique and appealing imperfections, such as dents, wormholes, chisel marks and other natural wear signs. Available on solid raised panel doors: Ainsley, Asbury, Brinkman, Chanley, Cortland, Essence, Galena, Gentry, Harmony, Harper, Noble, Palmer, and Parker. Not available on Coconut, Dover, Pearl or White.



# Hardware


## TRADITIONAL



## TRANSITIONAL



## CONTEMPORARY



# The Schrock difference



## STRENGTH: UNMATCHED WITH OUR LOAD-BEARING BACK

- HEFTY 3/8" THICK LOAD-BEARING PANEL EXTENDS THE ENTIRE WIDTH AND HEIGHT OF THE CABINET
- PROVIDES UNWAVERING STRUCTURAL SUPPORT FOR THE LIFE OF THE CABINET
- NO CENTER DIVIDER OBSTRUCTING ACCESS TO ITEMS



### STANDARD CONSTRUCTION



#### 1/2" THICK SIDES, TOP & BOTTOM

- Substantial thickness for strong, consistent durability.



#### 1/2" THICK I-BEAM BRACES

- Front-to-back lineal braces integrate sides, back and face frame for construction, shipping and installation stability.



#### DOVETAIL DRAWER WITH 3/4" NOMINAL THICK ALL-WOOD SIDES & FULL EXTENSION GUIDES

- Furniture quality joinery for lasting performance.
- Includes protective clear-coat for easy wiping and cleaning.
- Undermount guides allow drawer to extend completely.



#### 3/4" THICK ADJUSTABLE SHELVING

- Thickness enhances interior cabinet stability and support of large loads.
- Secured with clips at ends and back for extra support.

### PLYWOOD UPGRADES

Schrock® construction materials start with high-quality furniture board, a choice material commonly used throughout the industry, as standard. However, when plywood is desired, Schrock offers various options that meet your budget and project requirements.

*\*All plywood components meet ANSI/HPVA HP-1 standards, and may contain MDF or particleboard.*



#### PLYWOOD\* ENDS

Finished veneer for visible ends



#### ALL PLYWOOD\*

A mark of quality craftsmanship



#### NATURAL FINISHED VENEER INTERIOR

A standard feature on All Plywood\* Construction cabinets



## PERFORMANCE: QUIET WITH OUR SMART STOP™ IHC CLOSING MECHANISMS



### SMART STOP IHC GUIDES FOR DRAWERS

- Undermount, full-extension



### SMART STOP IHC GUIDES FOR PULLOUTS



### SMART STOP IHC HINGES FOR DOORS

- Premium integrated hinges with adjustability



### SMART STOP IHC FOR ROLL TRAYS

- Smooth closing action standard on roll trays



## BEAUTY: TOUGH WITH OUR 12-STEP PROCESS



With hundreds of stains, glazes and finishing techniques – such as heirloom and distressing – our cabinets are beautiful to look at, but durable and easy to clean, too.



## FUNCTION: DURABLE WITH CHOICE COMPONENTS



Schrock uses only the finest materials for our organization accessories so your room functions for a lifetime.



**FourEver™**  
QUALITY ASSURANCE

## BEAUTY, FUNCTION, STRENGTH, PERFORMANCE. NOW AND FOUREVER™.

These are the 4 pillars underlying our guiding philosophy.  
They are why Schrock is a name trusted by professionals and embraced by homeowners.  
A brand respected for staying a step ahead of emerging trends while knowing exactly where your needs lie today.

This is what makes FourEver Quality Assurance from Schrock unique in the industry.  
It's a promise we've been keeping right from the start:  
To deliver Beauty, Function, Strength and Performance with every order, every install, and every follow-up.



Kitchen Cabinet Manufacturers Association  
Environmental Stewardship Program  
All products impact the environment.  
For ESP program criteria, visit [greencabinetsource.org](http://greencabinetsource.org).



## Classically Beautiful. Surprisingly Smart.

With timeless appeal and an endless array of options, Schrock™ Cabinetry is just the right offering of styles, colors and finishing touches to transform your space into a unique expression of your personality.

Equipped inside with maximum function and versatility, our cabinets are thoughtfully designed to improve home organization and make busy lives easier.

SCHROCK™ CABINETRY  
[schrock.com](http://schrock.com)

Cover Images: Prestley Maple Forest Floor

Supersedes all prior versions.

Styles, product availability and construction may vary slightly from those shown in this catalog due to material availability and/or design evolution. Specifications are subject to change without notice. For more details check with your designer.

Product photography and illustrations have been reproduced as accurately as printing technologies permit. To ensure highest satisfaction, we strongly suggest you view an actual sample for best color, wood grain and finish representation.

Schrock is a certified brand in the Kitchen Cabinet Manufacturers Association (KCMA) Environmental Stewardship Program. The program recognizes companies that demonstrate an ongoing commitment to environmental practices and sustainability.

MasterBrand Cabinets © 2015, 1130139930 Printed in U.S.A. 2015-06/MOS/6.4M

