



Beautiful on the outside. Smart on the inside®

schrock.com



02	Kitchen Spaces
30	Other Rooms
42	Mouldings & Embellishments
44	Smart Solutions™
48	Door Styles
58	Finishes
61	Hardware
62	Contemporary Accents
64	Specialty Glass
66	Construction

Our legacy has been proven time and again with outstanding quality, dependability and superior service. Trust the Schrock® name for expertly crafted cabinetry that stands the test of time.



BEAUTY. FUNCTION. STRENGTH. PERFORMANCE.



schrock.com

Aspen

Laminate High Gloss White

Derazi

Textured Laminate Obsidian



1. Scooped Drawer on Two Drawer Base Cabinet
2. Base Utensil Pantry Pull-Out Cabinet
3. Pantry Top Unit Cabinet with Deep Roll Trays





Denton Maple Dover



1. Tablet Holder
2. Double Oven Cabinet with Warming Drawer

Carmin Cherry Black Forest

- 1. Base Corner Cabinet with Curved Pullout
- 2. Base Corner Drawer Cabinet
- 3. Island with Open Shelves





Kennedy Maple Seal & Egret *Featuring Slab Drawer Front Option*



1.



2.



Campbell Maple Seal

1. Three Drawer Base with Warming Drawer
2. Base Paper Towel Cabinet with Wastebasket

Prestley Cherry Cattail



Island with Estate Leg



Elston Maple Cloud



1. Pull Down Spice Rack Cabinet
2. Base Message Center Cabinet
3. Gourmet SuperCabinet™



1.



2.



3.

Brinkman Oak Sahara & Maple Black *Featuring Raised Drawer Front Option*



- 1. Large Shaker Corbel
- 2. Craftsman Foot (Heirloom Black Finish)
- 3. Raised Drawer Front Option (Heirloom Black Finish)





Galena

Maple Coconut with Grey Stone Glaze

Featuring 5-Piece Drawer Front Option



1.



2.



3.

1. Base Wastebasket Cabinet with Toekick Drawer

2. SuperCabinet™ V2

3. Acanthus Moulding Insert and French Country Leg

Ainsley

Maple Palomino & Tidal Mist *Featuring Slab Drawer Front Option*



1. Wood Tiered Cutlery Divider
2. Island with Lille Foot and Art Corbels





Asbury Cherry Cider



1. Base Pantry Pullout Cabinet
2. Base Cabinet with Lid Organizer and Roll Trays
3. Aluminum Frame Top-Hinge Door



Seaton Maple Coconut



1.



2.




3.

1. Wall Pantry Pullout Cabinet
2. Lazy Susan Pullout Cabinet
3. Wall Top Hinge Cabinet



Parker

Maple Coconut & Storm



1. Base Pantry Pullout Cabinet
2. Ellington Art Glass and Bijou Moulding Insert
3. Square Canopy Wood Hood



Chanley Rustic Alder Whiskey Black



Herra Laminate Elk **Prestley** Maple Black

Banbury Maple Cloud

- 1. 5-Piece Drawer Front
- 2. Vanity Hamper





Ainsley Maple White *Featuring Slab Drawer Front Option*

- 1. Vanity Chrome Roll-out Rack
- 2. Furniture Valance Toekick
- 3. Inverted Toekick on Base Cabinet



Prestley

Maple Forest Floor



1. LED Flexible Strip Lighting
2. Medium Straight Angle Crown Moulding
3. Vanity CabMat™



Fletcher Cherry Chocolate



1. Aluminum Frame Vertical-Lift Doors
2. Open Shelves
3. Toekick Drawer with Push-to-Open Guides

Seaton Cherry Storm & Maple Juniper Berry

1. Open Cabinets
2. Two Drawer Base Cabinet with Roll Tray
3. Wall Message Center





Brantley Cherry Whiskey Black

1. Celtic Rosette
2. Furniture Drawers
3. Utility Drop Zone Cabinet



Mouldings & Embellishments

1. Celtic Corbel
2. Contemporary Straight Wood Hood
3. Roman Weave Leg
4. Light Rail Moulding
5. Craftsman Foot

6. Baroque Insert
7. Madeline Corbel
8. Mission Leg
9. Large Corbel



1.



2.



3.



4.



5.



6.



7.



8.



9.



10.

Smart Solutions™

1. Utility Cabinet with Pantry Pull-out and Pot & Pan Rack
2. Wall Lazy Susan Cabinet
3. Base Corner Cabinet with Curved Pullout
4. Gourmet SuperCabinet™
5. 36" Wide SuperCabinet™

6. Base Pots & Pans Pullout Cabinet
7. Cutlery Tray & Bread Drawer
8. Base Corner Drawer Cabinet
9. Base Wastebasket Cabinet with Lid
10. Cookbook Recipe Organizer Cabinet with Cookbook Rack



Smart Solutions™

1. Wall Tray Divider Cabinet
2. Wall Shelf Pull-Down Cabinet
3. Utility Organizer with Charging Station
4. Scooped Drawer
5. Roll Tray & Pegged Dish Organizer

6. Base Roll Tray Divider Cabinet
7. Deep Bin Lazy Susan Cabinet
8. Stainless Steel Tilt-Out Tray
9. Base Utensil Pantry Pull-Out Cabinet
10. Sink Base Cabinet with Cleaning Caddy

MAPLE



Ainsley •
full overlay



Ainsley •
full overlay
slab drawer front option



Asbury •
full overlay



Banbury
full overlay



Brantley
full overlay



Brinkman •
partial overlay



Brinkman •
partial overlay
raised drawer front option



Brinkman Arch •
partial overlay



Brookshire
partial overlay



Campbell •
full overlay



Campbell •
full overlay
slab drawer front option



Carmin
full overlay
5-piece drawer front option



Carmin
full overlay
5-piece drawer front option



Carmin Arch
full overlay



Cortland •
full overlay

MAPLE




Cortland •
full overlay
5-piece drawer front option



Cortland Arch •
full overlay



Denton
full overlay



Denton
full overlay
slab drawer front option



Elston
full overlay



Elston
full overlay
5-piece drawer front option



Fletcher
full overlay



Galena •
full overlay



Galena •
full overlay
5-piece drawer front option



Harmony •
partial overlay



Harmony Arch •
partial overlay



Hutton
full overlay



Huxley
full overlay




Huxley
full overlay
5-piece drawer front option



Kennedy
full overlay

MAPLE

OAK



Kennedy
full overlay
slab drawer front option



Morgan
full overlay



Morgan
full overlay
5-piece drawer front option



Parker •
full overlay



Parker •
full overlay
5-piece drawer front option



Parker Arch •
full overlay



Pleasant Hill *
full overlay



Pleasant Hill *
full overlay
slab drawer front option



Prestley
full overlay



Princeton
partial overlay



Princeton Arch
partial overlay



Seaton
full overlay



Seaton
full overlay
slab drawer front option



Whittaker
full overlay



Whittaker
full overlay
5-piece drawer front option



Brinkman •
partial overlay




Brinkman •
partial overlay
raised drawer front option



Brinkman Arch •
partial overlay



Elston
full overlay



Elston
full overlay
5-piece drawer front option



Gentry •
full overlay



Gentry Arch •
full overlay



Hampshire
partial overlay



Hampshire Cathedral
partial overlay



Huxley
full overlay



Huxley
full overlay
5-piece drawer front option



Noble •
partial overlay



Noble Cathedral •
partial overlay



Stratford
partial overlay



Stratford Cathedral
partial overlay

ALDER

RUSTIC ALDER



Chanley •
full overlay



Chanley •
full overlay
5-piece drawer front option



Elston
full overlay



Elston
full overlay
5-piece drawer front option



Galena •
full overlay



Galena •
full overlay
5-piece drawer front option



Harper •
partial overlay



Huxley
full overlay



Huxley
full overlay
5-piece drawer front option



Morgan
full overlay



Morgan
full overlay
5-piece drawer front option



Pleasant Hill *
full overlay



Pleasant Hill *
full overlay
slab drawer front option



Chanley •
full overlay



Chanley •
full overlay
5-piece drawer front option



Elston
full overlay



Elston
full overlay
5-piece drawer front option



Harper •
partial overlay



Huxley
full overlay



Huxley
full overlay
5-piece drawer front option



Morgan
full overlay



Morgan
full overlay
5-piece drawer front option



Pleasant Hill *
full overlay



Pleasant Hill *
full overlay
slab drawer front option

CHERRY



Asbury •
full overlay



Banbury
full overlay



Brantley
full overlay



Brinkman •
partial overlay



Brinkman •
partial overlay
raised drawer front option



Brinkman Arch •
partial overlay



Campbell •
full overlay



Campbell •
full overlay
slab drawer front option



Carmin
full overlay



Carmin
full overlay
5-piece drawer front option



Carmin Arch
full overlay



Denton
full overlay



Denton
full overlay
slab drawer front option



Elston
full overlay



Elston
full overlay
5-piece drawer front option

CHERRY



Essence •
partial overlay



Essence Arch •
partial overlay



Fletcher
full overlay



Galena •
full overlay



Galena •
full overlay
5-piece drawer front option



Hutton
full overlay



Huxley
full overlay



Huxley
full overlay
5-piece drawer front option



Kennedy
full overlay



Kennedy
full overlay
slab drawer front option



Morgan
full overlay



Morgan
full overlay
5-piece drawer front option



Parker •
full overlay



Parker •
full overlay
5-piece drawer front option



Parker Arch •
full overlay

CHERRY



Pleasant Hill *
full overlay



Pleasant Hill *
full overlay
slab drawer front option



Prestley
full overlay



Princeton
partial overlay



Princeton Arch
partial overlay



Seaton
full overlay



Seaton
full overlay
slab drawer front option



Whittaker
full overlay



Whittaker
full overlay
5-piece drawer front option

HICKORY



Palmer •
partial overlay



Palmer Cathedral •
partial overlay



Pleasant Hill *
full overlay



Pleasant Hill *
full overlay
slab drawer front option

PURESTYLE™



Herra
full overlay



Moravia
full overlay



Moravia
full overlay
5-piece drawer front option



Reflection
full overlay

SPECIALTY LAMINATE



Derazi
full overlay



Aspen
full overlay

ASPEN
EDGE BANDING
OPTIONS:




White



White with
Metallic

ALUMINUM FRAME DOORS*


*Limited size availability. See your designer for details.



Aluminum Finish
with Aluminum Panel



Brushed Stainless Finish
with Matching Panel



Brushed Stainless Finish
with Frost Glass



Oil Rubbed Bronze Finish
with Frost Glass



White Powder Coat Finish
with Frost Glass

Also available: Aluminum Finish with Frost Glass

Finishes

- Not available on Prestley
- * The door and/or drawer front center panel may be constructed of Medium Density Fiberboard (MDF), except when Brantley and Whittaker door styles, or when Distressing or Heirlooming are specified.

- ▲ Available on Aspen
- Available on Derazi
- ◇ Available on Herra
- Not available on Prestley

MAPLE



WOOD TONE STAINS

					
Brierwood	Cattail	Chocolate	Cider	Cranberry	Havana
					
Henna	Natural	Sahara	Seal	Storm	Thatch
					
Tundra	Wheat				





















WOOD TONE GLAZES •

			
Black Forest	Coffee	Palomino	Whiskey Black

OPAQUES *

					
Black	Forest Floor	Juniper Berry	White		
					
Cloud	Coconut	Dover	Egret	Maritime	Pearl

OPAQUE GLAZES • *

					
Cloud with Amaretto Crème	Coconut with Amaretto Crème	Dover with Amaretto Crème	Egret with Amaretto Crème	Maritime with Amaretto Crème	Pearl with Amaretto Crème
					
Cloud with Grey Stone	Coconut with Grey Stone	Dover with Grey Stone	Egret with Grey Stone	Maritime with Grey Stone	Pearl with Grey Stone
					
Cloud with Toasted Almond	Coconut with Toasted Almond	Dover with Toasted Almond	Egret with Toasted Almond	Maritime with Toasted Almond	Pearl with Toasted Almond
					
Oasis	Tidal Mist				

CHERRY

WOOD TONE STAINS










					
Brierwood	Cattail	Chocolate	Cider	Cinnamon	Cranberry
					
Havana	Henna	Light	Natural	Sahara	Seal
					
Storm	Thatch	Tundra			

WOOD TONE GLAZES •

			
Black Forest	Coffee	Palomino	Whiskey Black

HICKORY

WOOD TONE STAINS



		
Brierwood	Cattail	Havana
		
Light	Natural	Sahara
		
Seal	Thatch	Tundra

WOOD TONE GLAZES


Coffee

PURESTYLE™

STANDARD FINISHES

	
White	
	
Elk ◇	



THERMOFOIL

STANDARD FINISH


White

SPECIALTY LAMINATE


STANDARD FINISHES

	
High Gloss White ▲	Obsidian ■

Finishes

ALDER / RUSTIC ALDER

WOOD TONE STAINS




WOOD TONE GLAZES



OAK

WOOD TONE STAINS



WOOD TONE GLAZES



OPAQUES



HEIRLOOMING

Add character and depth to select finishes with over-sanding on edges and profiles for a naturally worn-to-the-wood appearance that says old world charm. Available in the following finishes: Black, Forest Floor, Juniper Berry, Maritime, Oasis, Storm and Tidal Mist. Not available on Prestley. See your designer for availability on trim pieces.

DISTRESSING

Our distressing technique creates a finish with unique and appealing imperfections, such as dents, wormholes, chisel marks and other natural wear signs. Available on solid raised panel doors: Ainsley, Asbury, Brinkman, Campbell, Chanley, Cortland, Essence, Galena, Gentry, Harmony, Harper, Noble, Palmer, and Parker. Not available on Coconut, Dover, Pearl or White.



Hardware


TRADITIONAL



TRANSITIONAL



CONTEMPORARY




Contemporary Accents

LIGHTING SOLUTIONS



LED Puck Lighting and Quattro Zoned Lighting Controller*



LED Flexible Strip



LED Rigid Strip



Battery Powered Drawer Strip

EMBELLISHMENTS



A. Crescent Corbel, B. Square Foot, C. Tee Foot, D. Round Foot, E. Caster, F. Angled Foot

ALUMINUM FRAME DOORS

Limited size availability. See designer for details.



Aluminum Finish with Frost Glass



Aluminum Finish with Aluminum Panel



Brushed Stainless Finish with Matching Panel



Oil Rubbed Bronze Finish with Frost Glass



Aluminum Finish with Frost Glass



Brushed Stainless Finish with Frost Glass



White Powder Coat Finish with Frost Glass



Tee Foot Brushed Nickel



Tee Foot Polished Chrome



Angled Foot Brushed Nickel



Angled Foot Polished Chrome



Shelf Support Bracket Satin Nickel



Round Foot Brushed Stainless Steel



Round Foot Polished Stainless Steel



Square Foot Brushed Stainless Steel



Square Foot Polished Stainless Steel



Truss Corbel Stainless Steel

Art glass



ANSON AVONDALE CAMBRIDGE CHALET CHARLOTTE EDMONT



ELLINGTON LANAI LONSDALE LYNDHURST MAISON MANOR



MERIDEN PAVILLION PLANTATION PORTICO QUINCY USONIAN




VILLA WATERBURY WESCOTT WICKFORD


Textured glass



ANTIQUE BEVELED BRONZE FABRIC CENTURIAN COCOA RICE



CROSS REEDED FROST HAMMERED MORISCO RAIN



REEDED RICE PAPER SEEDED SILHOUETTE STRELLI

Clear glass also available.

Mullions



MULLION SHAKER



MULLION TRADITIONAL SQUARE*



MULLION PRAIRIE

Note: Door frame may reduce amount of glass shown.

* Also available in Arch and Cathedral

The Schrock difference



STRENGTH: UNMATCHED WITH OUR LOAD-BEARING BACK

- HEFTY 3/8" THICK LOAD-BEARING PANEL EXTENDS THE ENTIRE WIDTH AND HEIGHT OF THE WALL CABINET
- PROVIDES UNWAVERING STRUCTURAL SUPPORT FOR THE LIFE OF THE WALL CABINET
- NO CENTER DIVIDER OBSTRUCTING ACCESS TO ITEMS



STANDARD CONSTRUCTION




1/2" THICK SIDES, TOP & BOTTOM

- Substantial thickness for strong, consistent durability.



1/2" THICK I-BEAM BRACES

- Front-to-back lineal braces integrate sides, back and face frame for construction, shipping and installation stability.



DOVETAIL DRAWER WITH 3/4" NOMINAL THICK ALL-WOOD SIDES & FULL EXTENSION GUIDES

- Furniture quality joinery for lasting performance.
- Includes protective clear-coat for easy wiping and cleaning.
- Undermount guides allow drawer to extend completely.



3/4" THICK ADJUSTABLE SHELVING

- Thickness enhances interior cabinet stability and support of large loads.
- Secured with clips at ends and back for extra support.

PLYWOOD UPGRADES

Schrock® construction materials start with high-quality furniture board, a choice material commonly used throughout the industry, as standard. However, when plywood is desired, Schrock offers various options that meet your budget and project requirements.

*All plywood components meet ANSI/HPVA HP-1 standards, and may contain MDF or particleboard.

† Cabinets with limited interior visibility, such as Drawer Bases (2DB..., 3DB..., 4DB...), may have laminated plywood cabinet interior.




PLYWOOD* ENDS

Finished veneer for visible ends



ALL PLYWOOD*

A mark of quality craftsmanship



NATURAL FINISHED VENEER INTERIOR

A standard feature on All Plywood* Construction cabinets†